



100V 115/120V 230/240V

selador series
by ETC



GENERAL INFORMATION

The Selador Series Vivid-R fixture replaces Vivid as ETC's strong color, long-throw LED fixture. Highly efficient primary lenses and careful color choices make Vivid-R brighter than the original Vivid while using less power. Vivid-R is ideal for stage, studio and anywhere strong color and high intensity lighting is required. It uses the x7 Color System™ to produce the widest range of spectrally balanced saturated and tinted colors available. Lighting designers will love the deep, pure colors teamed with high-power color punch. While maximized for high-brightness and deep color output, Vivid-R does not give up Selador Series' unique ability to match warm, tungsten white light, vibrant daylight white, and soft, tinted gel colors.

Note: Vivid-R uses the 2.5W Rebel LED in place of the 3.5W K2 LED. The K2 LED is being discontinued in 2010. Color differences between Vivid and Vivid-R are slight, but will be noticeable if the fixtures are used side-by-side.

APPLICATIONS

- Theaters
- Themed Entertainment
- TV/Film Studios
- Churches
- Hotels
- Convention Centers
- Schools

SUGGESTED APPLICATIONS

VIVID MODEL	11	21	42	63
Truss warmer	•			
Front light	•	•		
Side light	•	•		
Key light	•	•		
Fill light	•	•	•	
Specials	•	•		
Downlight	•	•	•	
Backlight	•	•	•	•
Stagewash	•	•	•	•
Cyc light	•	•	•	•

ORDERING INFORMATION

Selador Vivid-R

MODEL	DESCRIPTION
SELVR11	Selador Vivid 11" (one cell)
SELVR21	Selador Vivid 21" (two cell)
SELVR42	Selador Vivid 42" (four cell)
SELVR63	Selador Vivid 63" (six cell)


Note: Units ship with mounting bolts, parallel-blade, U-ground (Edison) pigtail (SPA-A) only. Power leads with alternate connectors and luminaire mounting hardware must be ordered separately. All secondary lenses must be ordered separately.

Connector Designation

Use information below to order 5' leads with factory-fitted connectors:

MODEL	DESCRIPTION
SPA-X	PowerCon™ to bare-end pigtail
SPA-A	PowerCon™ to parallel-blade U-ground pigtail
SPA-B	PowerCon™ to 20 amp two-pin and ground (stage pin) pigtail
SPA-C	PowerCon™ to grounded 20 amp twistlock pigtail

See page 2 for Selador Vivid-R Accessories.



SPECIFICATIONS

GENERAL

- 2.5W color-mixing LED fixture
- Available in 11", 21", 42", and 63" lengths
- ETL rated for indoor dry location use

PHYSICAL

- Rugged all-metal extruded housing
- Easy-access slots for secondary lenses
- Combine secondary lenses for desired horizontal and vertical beam spread
- Available in black (standard)
- Yoke (11" and 21" only), trunnion (floor stand), and hanging bracket mounting options

ELECTRICAL

- 100VAC to 240VAC 50/60 Hz universal power input
- Neutrik® PowerCon™ input connector
- 5' power lead (parallel-blade, U-ground) supplied (see page 1 for input connector options)
- Requires power from non-dim source

LED*

- 50,000 hr. LED life
- 40 Luxeon® Rebel 2.5W LED emitters per cell

* See additional LED notes on page 3

COLOR

- Exclusive x7 *Color System*™ 7-color LED array
- Vivid-R – optimized for strong saturated colors at maximum brightness
- Interacts seamlessly with conventional sources
- Beautifully illuminates skin tones and other objects, for a natural appearance with high color rendering
- Strong saturated colors with maximum punch

OPTICAL

- Native tight beam spread of approximately 19°
- Secondary lenses install in fixture front to change distribution of light
- Use a combination of vertical and horizontal lenses to spread light both directions
- Lenses must be ordered separately
- Refer to accessories for lenses available

CONTROL

- DMX512 in and thru via 5-pin XLR connectors
- 8 channel control (7 color plus intensity)
- Intensity channel minimizes color shift during dimming
- 15-bit internal control control for smooth low-end dimming
- 21" fixture provides 2 independently controlled cells
- 42" fixture provides 4 independently controlled cells
- 63" fixture provides 6 independently controlled cells

THERMAL

- Ambient operating temperature of 32°-104°F (0°- 40°C)
- Fixture case can become extremely hot (approx. 85°C) under long-term, high-output, continuous usage
- Fixture is designed for continuous usage at 40°C ambient temperature. Requires free air flow around fixture
- Fan speed thermostatically controlled for no-noise operation except as required for high heat or low air flow situations

POWER CONSUMPTION AT FULL INTENSITY

MODEL	VOLTAGE (V)	CURRENT (A)	WATTS
Vivid-R 11 (SELVR11)	120 / 240	1.05 / 0.60	125W / 144W
Vivid-R 21 (SELVR21)	120 / 240	2.10 / 1.20	250W / 288W
Vivid-R 42 (SELVR42)	120 / 240	3.60 / 2.00	430W / 480W
Vivid-R 63 (SELVR63)	120 / 240	6.30 / 3.60	750W / 864W

ADDITIONAL ORDERING INFORMATION

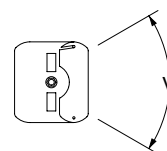
Continued from front page...

Selador Vivid-R Accessories

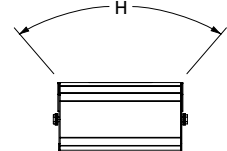
MODEL	DESCRIPTION
SELLH(degree)	20°, 30°, 40°, 60°, or 80° Secondary Lens – Horizontal dispersion
SELLV(degree)	20°, 30°, 40°, 60°, or 80° Secondary Lens – Vertical dispersion
SELYOKE11	Yoke Kit for 11" unit with C-clamp and hardware
SELYOKE21	Yoke Kit for 21" unit with C-clamp and hardware
SELDYOKE11	Double Yoke Kit for 11" unit with C-clamp and hardware
SELDYOKE21	Double Yoke Kit for 21" unit with C-clamp and hardware
SELTRU	Trunnion / Floor Stand Kit (set of 2 with hardware)
MPARHBK	Hanger Bracket Kit (set of 2 with C-clamps and hardware)
400SC	Safety cable (32-inch)

Secondary Lenses

Vertical Spread



Horizontal Spread



DMX CONTROL CHANNELS

DATA CHANNEL	COLOR	VALUE	FUNCTION
1	Luminaire Address	Red	Intensity 0-100%
2	Luminaire Address + 1	Red-Orange	Intensity 0-100%
3	Luminaire Address + 2	Amber	Intensity 0-100%
4	Luminaire Address + 3	Green	Intensity 0-100%
5	Luminaire Address + 4	Cyan	Intensity 0-100%
6	Luminaire Address + 5	Blue	Intensity 0-100%
7	Luminaire Address + 6	Indigo	Intensity 0-100%
8	Luminaire Address + 7	Master Intensity Control	Overall Intensity 0-100%

Note: Use individual color channels to create color mix. Use Master Intensity Control to set luminaire intensity. Master Intensity Control (Channel 8) must be above 0% for luminaire to output.

NOTES ABOUT LED LUMINAIRES

All LED sources experience some lessening of light output and some color shift over time. LED output will vary with thermal conditions. With typical usage, a Selador luminaire will still achieve 70% of its initial output after 50,000 hours. In individual situations, LEDs will be used for different durations and at different levels. This can eventually lead to minor alterations in color performance, necessitating slight adjustment to presets, cues or programs.

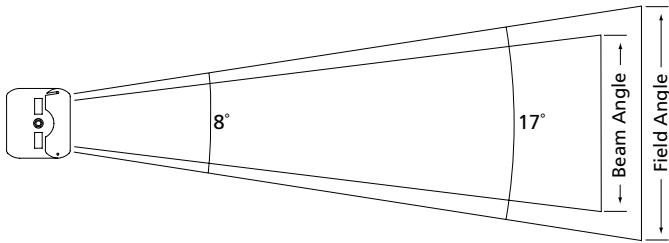
OUTPUT AND EFFICACY DATA FOR VARIOUS GEL COLORS

Output information for a Source Four PAR EA with 575W/115X HPL lamp is provided for each line of the listed gel colors for comparison.

Gel	Field Lumens	Watts	Efficacy	Par Field Lumens	Par Efficacy
L116	730	44.7	16.3	700	1.22
G945	240	39	6.2	62	.11
G250	460	45.3	10.2	437	.76
G245	535	47.2	11.3	767	1.33
AP7570	1230	73.3	16.8	2027	3.53
AP6300	990	50.9	19.4	4592	8.00
AP5300	780	42.91	18.5	151	.26
R382	110	28.8	3.8	31	.05
R80	560	49.8	11.2	258	.45
R343	890	64.3	13.8	1568	2.73
L345	1460	95.8	15.2	801	1.40
L344	1480	90.8	16.3	1002	1.74
3200K	1450	77.4	18.7	5320	9.25
Full (all channels at 100%)	1750	108	16.2	5322	9.25

PHOTOMETRICS

Photometric data taken with all channels at full. Data reflects the output of one 11" unit. See chart on page 2 for lumen and efficiency information in sample gel colors. Information for PAR fixtures with the same gel colors is presented for comparison. Due to the variability of all LEDs, output data and color matched should be viewed as approximate. Photometric data for individual lenses and lens combinations may be found at www.etcconnect.com/docs/docs_downloads/techdocs/Selador-Lens-Photometrics.xls



Throw Distance (d)	10'	15'	20'	25'
	3.0m	4.6m	6.1m	7.6m
Field Diameter	2.9'	4.4'	5.9'	7.3'
	0.9m	1.3m	1.8m	2.2m
Illuminance (fc)	790	351	198	126
Illuminance (lux)	8,503	3,779	2,126	1,361

Selador Vivid-R

Degree	Candela	Field Lumens	Beam Lumens	Lumens per Watt
17°	79,000	1,750	820	16.2

Metric Conversions: For Meters multiply feet by .3048
For Lux multiply footcandles by 10.76

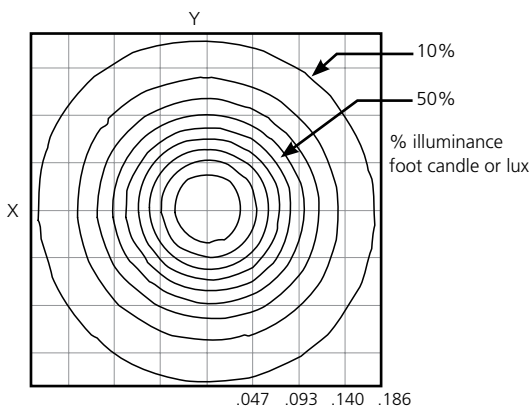
For illumination with any lamp, multiply the candlepower of a beam spread by the multiplying factor (mf) shown for that lamp.

To determine illumination in footcandles or lux at any throw distance, divide candlepower by distance squared.

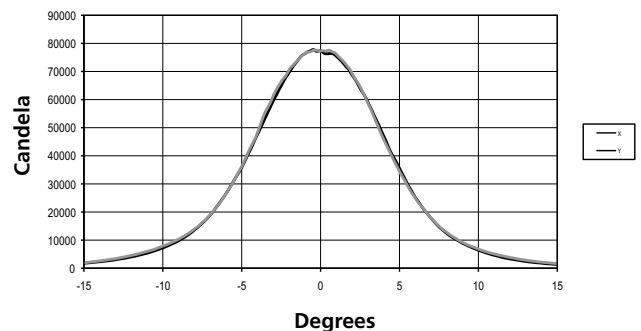
For Field diameter at any distance, multiply distance by .294

For Beam diameter at any distance, multiply distance by .136

Iso-Illuminance Diagram (Flat Surface Distribution)



Cosine Candela Plot




*** Throw Distance Multiplier (TDM)

To determine the distance from the center of the beam (Origin) to a certain illuminance level at a particular distance, multiply the desired throw distance by the TDM desired on the Iso-Illuminance diagram.

Throw Distance (TD) x Throw Distance Multiplier (TDM) = Distance from the Origin (Dfo) (distance from the center of the beam)

Example: 25 feet (TD) x 0.047 (TDM) = 1.175 feet from center of beam (Dfo)



PHYSICAL

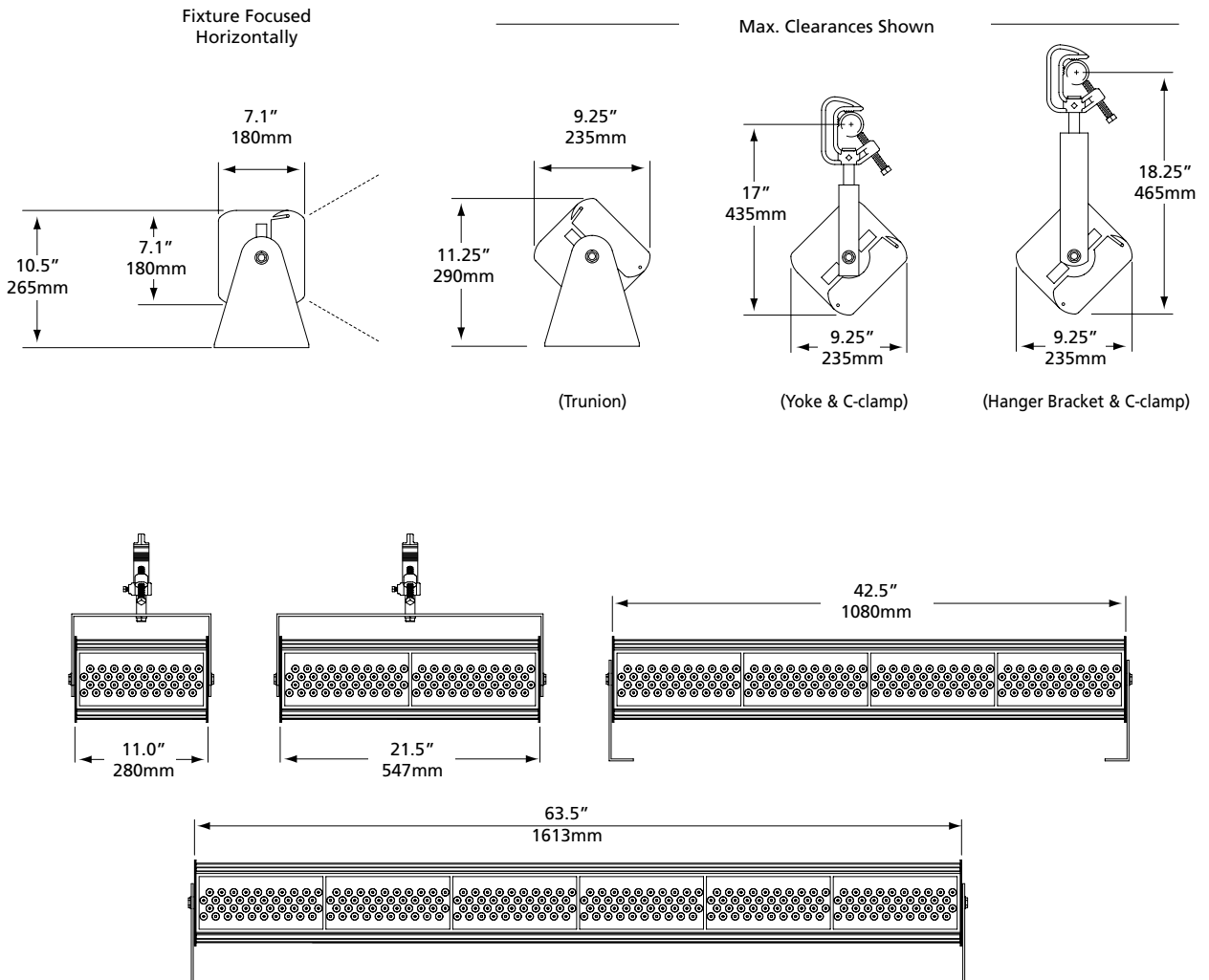
Selador Vivid-R Dimensions & Weights

MODEL	# OF LEDS	LENGTH		HEIGHT		DEPTH	
		in	mm	in	mm	in	mm
SELVR11	40	11.0	280	7.1	180	7.1	180
SELVR21	80	21.5	547	7.1	180	7.1	180
SELVR42	160	42.5	1080	7.1	180	7.1	180
SELVR63	240	63.5	1613	7.1	180	7.1	180

WEIGHT*		SHIPPING WEIGHT	
lbs	kgs	lbs	kgs
11.5	5.2	15	6.9
20	9.1	25	11.4
35	15.9	42	19.1
53	24.1	62	28.2

40 Luxeon® Rebel 2.5W LEDs in each 11-inch (280-mm) length of fixture.

* Does not include mounting hardware





Corporate Headquarters • 3031 Pleasant View Rd, PO Box 620979, Middleton WI 53562 0979 USA • Tel +1 608 831 4116 • Fax +1 608 836 1736

London, UK • Unit 26-28, Victoria Industrial Estate, Victoria Road, London W3 6UU, UK • Tel +44 (0)20 8896 1000 • Fax +44 (0)20 8896 2000

Rome, IT • Via Pieve Torina, 48, 00156 Rome, Italy • Tel +39 (06) 32 111 683 • Fax +44 (0) 20 8752 8486

Holzkirchen, DE • Ohmstrasse 3, 83607 Holzkirchen, Germany • Tel +49 (80 24) 47 00-0 • Fax +49 (80 24) 47 00-3 00

Hong Kong • Room 1801, 18/F, Tower 1 Phase 1, Enterprise Square, 9 Sheung Yuet Road, Kowloon Bay, Kowloon, Hong Kong • Tel +852 2799 1220 • Fax +852 2799 9325

Web • www.etconnect.com • Copyright©2012 ETC. All Rights Reserved. All product information and specifications subject to change. 7400L1017 Rev. C Printed in USA 11/12

This product is protected by one or more of the following U.S. Patents: 6,016,038, 6,150,774, 6,788,011, 6,806,659, 6,683,423 and 7,023,543