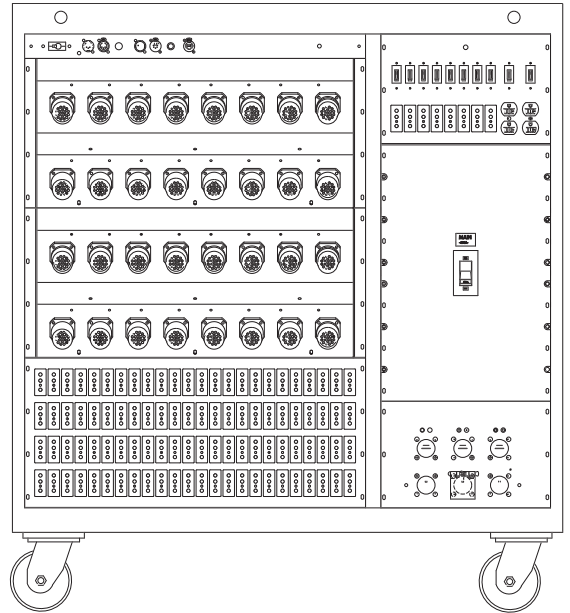
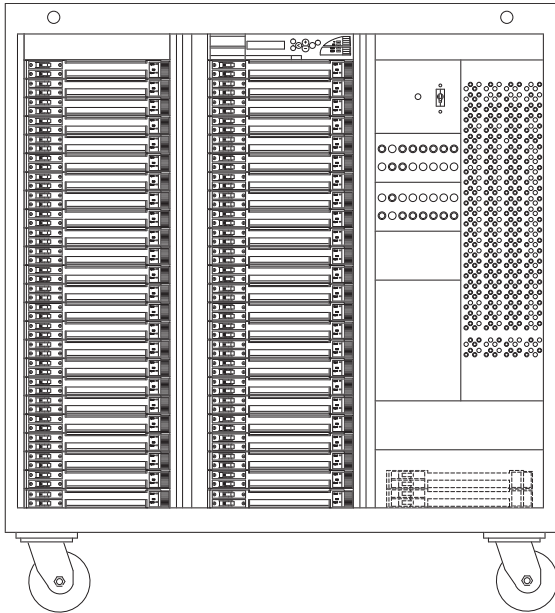




Sensor+ Touring Series



GENERAL INFORMATION

APPLICATIONS

- Digital dimming for traveling companies
- Theatrical touring companies
- On-location film production
- Popular music tours
- Dance and performance art tours
- Remote event/convention productions
- Flexible performance spaces

FEATURES

- Large touring rack accommodates up to 48 modules
- Up to two 2.4kW dimmers per module (120V)
- Rugged industrial construction
- Shipping-quality flight casing with no external latches
- Cam-Lok™ power input connectors
- Load connection options
 - Twist-lock™
 - Stage pin
 - Multi-pin (with or without Patch bay)
 - Edison
- Convenience outlets with breakers
- Advanced configuration editing built into rack
- Stores up to 128 Presets in memory
- Direct Ethernet control signal input
- Dual DMX512/A In and Thru connections with visual indicator termination switches
- Standard system and rack monitoring with diagnostic reporting
- Supports ETC Dimmer Doubling™
- All racks UL and cUL LISTED

ACCESSORIES

- Advanced Features dimmer-specific load reporting
- Custom output panels
- SSSs Sound Suppression Skirt
- Sensor+ Connect browser

ORDERING INFORMATION

Standard Sensor+ Touring Racks*

MODEL	DESCRIPTION
SP9615+	Sensor+ Touring rack with 48 – 15A modules
SP9620+	Sensor+ Touring rack with 48 – 20A modules
SPAF9615+	Sensor+ Touring rack with 48 – 15A modules
SPAF9620+	Sensor+ Touring rack with 48 – 20A modules
SPAF4850+	Sensor+ Touring rack with 48 – 50A modules
SPAF24100+	Sensor+ Touring rack with 24 – 100A modules

*Custom module configurations available for all Sensor+ Touring racks. Contact ETC for details

Racks Accessories

MODEL	DESCRIPTION
SSSs 48	Sensor+ Sound Suppression Skirt – large



SPECIFICATIONS

GENERAL

- 48-module large touring rack can hold up to:
 - 96 x 15A or 20A dimmers
 - 48 x 50A dimmers
 - 24 x 100A dimmers
- Ambient temperature: 0-40°C / 32-104°F
- Relative humidity: 30-90% non-condensing
- UL, cUL LISTED

MECHANICAL

- All steel construction – welded rack frame
- No tools required for module removal or installation
- Heavy-duty 5 inch 360° swivel casters
- High efficiency, low noise, fan cooling system
- Filtered air intake
- Centrally located LED status beacon
- Single Ethernet control signal input
- Two DMX512 input and pass-through connectors with termination switches
- Recessed work lights for input and output panels and patch bay illumination

ELECTRICAL

- Standard Cam-Lok™ power input connectors (customers may specify other connectors)
- Cam-Lok™ pass thru connectors available
- Standard multi-pin output connector configurations available – 6-circuit Socapex-compatible standard, customer may specify other multi-pin connectors
- One grounded stage-pin connector output per dimmer, other discreet connectors available
- Built-in patch panel for assignment of multi-pin circuits (two or four outputs per dimmer)
- 20A hot pockets with the same discreet connector as used on the rack, paralleled in the patch bay, with fully magnetic circuit breakers
- Convenience outlets provided with fully magnetic circuit breakers

ELECTRONICS

- Control Electronics Module+ (CEM+)
- 7-button control pad
- 2-line by 20-character backlit LCD
- Standard diagnostic reporting
- Update rate is 40Hz; response to control is less than 25 milliseconds

OPTIONS

- Advanced Features (AF) dimmer load monitoring
- Custom configurations
- Custom output panels
- Enhanced patch – 4 outputs per dimmer
- Motor and moving light option panels
- Available for 240V operation or switchable 120/240V operation

MODULE ORDERING INFORMATION

Control Modules

MODEL	DESCRIPTION
CEM+	Control Electronics Module +

Dimmer Modules

MODEL	DESCRIPTION
SENSOR STANDARD MODULES	
D15	Dual 15A Dimmer Module – 350µs
D15E	Dual 15A Dimmer Module – 500µs
D20	Dual 20A Dimmer Module – 350µs
D20E	Dual 20A Dimmer Module – 500µs
SENSOR ADVANCED FEATURES MODULES	
D15AF	Dual 15A Dimmer Module – 500µs – Advanced Features
D20AF	Dual 20A Dimmer Module – 500µs – Advanced Features
D20DHR	Dual 20A Dimmer Module – 800µs – Advanced Features
D20HR	Single 20A Dimmer Module – 1000µs – Advanced Features
D50AF	Single 50A Dimmer Module – 500µs – Advanced Features
D50HR	Double high* 50A Dimmer Module – 800µs – Advanced Features
D100AF	Double high* 100A Dimmer Module – 800µs – Advanced Features
SENSOR SPECIAL PURPOSE MODULES	
L10	Dual 10A Low Wattage Dimmer Module
L10F	Single 10A Low Wattage Fluorescent Dimmer Module
D15F	Single 15A Fluorescent Dimmer Module
D20F	Single 20A Fluorescent Dimmer Module
R15	Dual 15A Relay Module
R20	Dual 20A Relay Module
R15AF	Dual 15A Relay Module – Advanced Features
R20AF	Dual 20A Relay Module – Advanced Features
CC15	Dual 15A Constant Circuit Breaker Module
CC20	Dual 20A Constant Circuit Breaker Module
AFM	Air Flow Module


*Double-high modules use two module slots in a rack

Sensor+ Touring Series

REAR PANEL OPTIONS

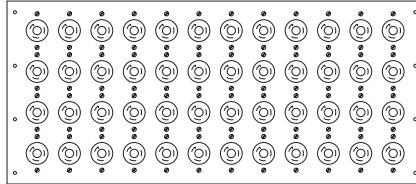
DISCRETE OUTPUT CONNECTOR PANELS

20A STAGE PIN
(E.T.C. #7053A1301)

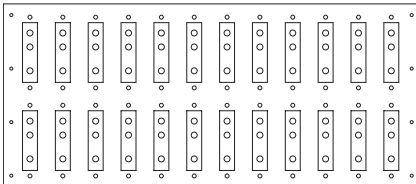


20A TWIST-LOCK
(E.T.C. #7053A1305)

NUMBERED 1 - 48

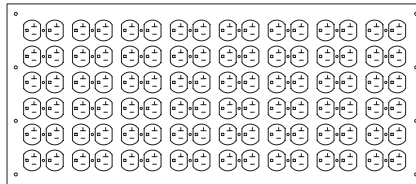


50A STAGE PIN
(E.T.C. #7053A1304)



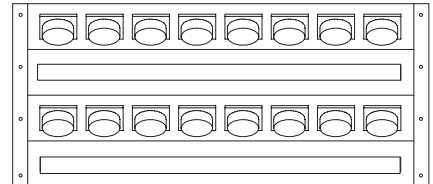
20A EDISON (PARALLEL BLADE AND GROUND)
(E.T.C. #7053A1306)

NUMBERED 1 - 48

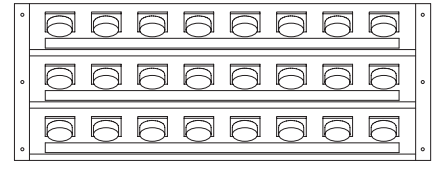


MULTI-PIN OUTPUT PANELS
SOCAPEX COMPATIBLE

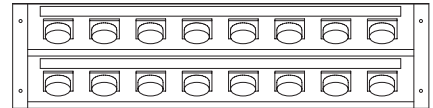
(E.T.C. #7053A1201) (LABELED A-P)
(E.T.C. #7053A1204) (LABELED Q-FF)



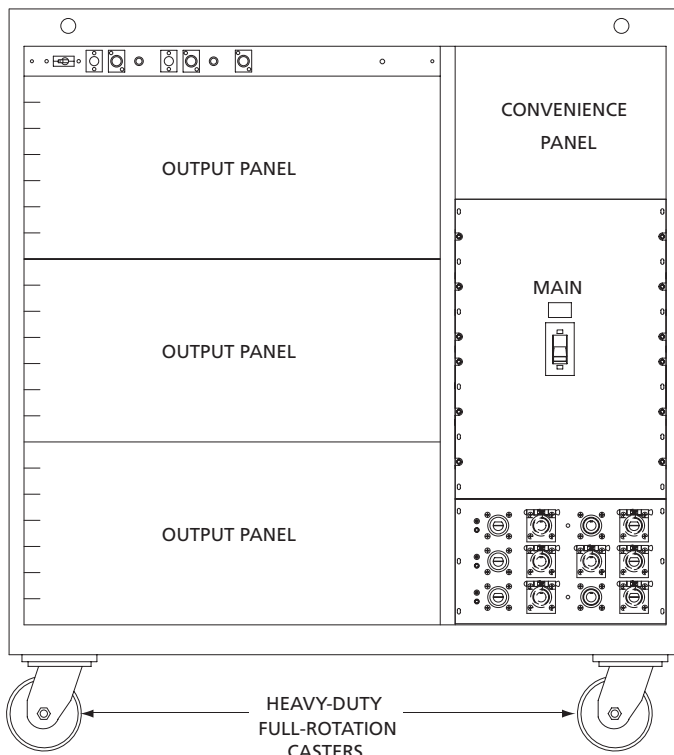
(E.T.C. #7053A1204)



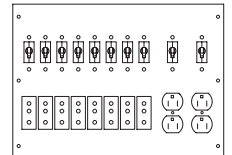
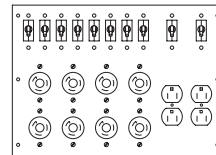
(E.T.C. #7053A1206)



REAR VIEW
(DOOR REMOVED)



HOT POCKET/
CONVENIENCE PANEL
(TWIST-LOCK CONNECTORS) (STAGE PIN CONNECTORS)



POWER INPUT

400A.

600A.

800A.

CAM-LOCK CONFIGURATION

REVERSE GND. & NEU. IN

ALL MALE IN

INPUT/OUTPUT CAM-LOCKS

PHYSICAL

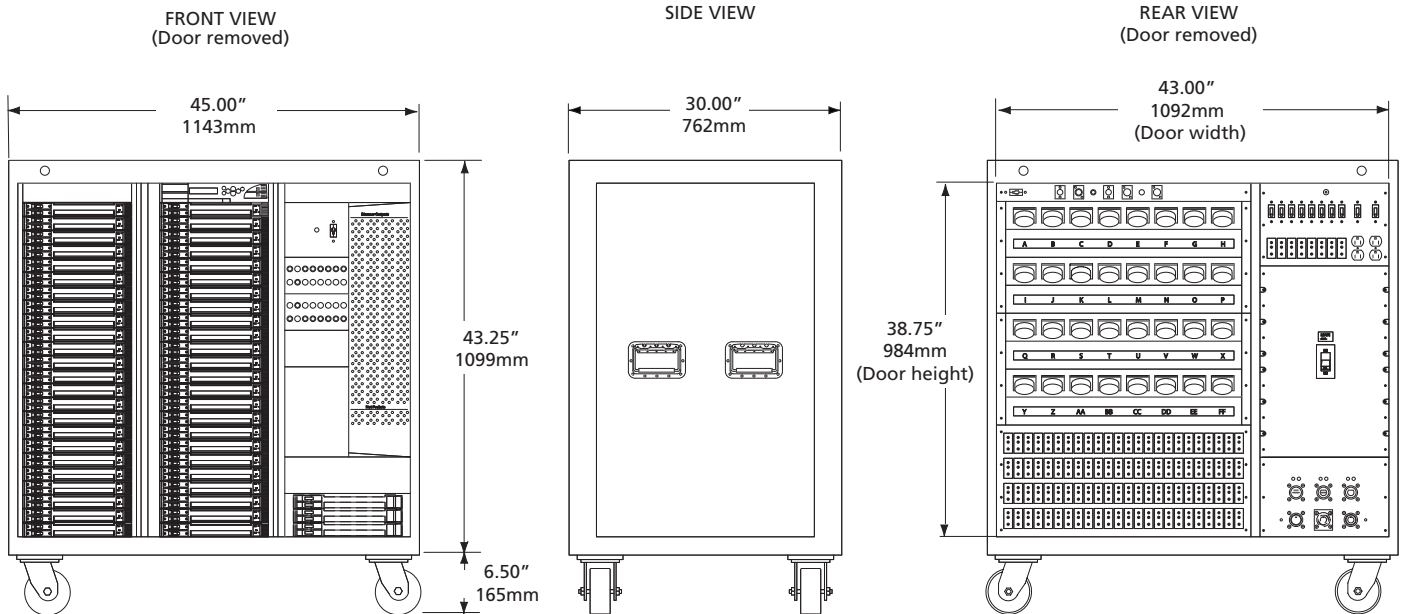
Touring Rack Dimensions

MODEL	HEIGHT		WIDTH		DEPTH	
	inches	mm	inches	mm	inches	mm
Large Rack	50	1270	45	1143	30	762

Touring Rack Weights*

MODEL	WEIGHT*	
	lbs	kgs
Large Rack	1000	454

*Actual weight depends on type of modules used and options selected



Corporate Headquarters • 3031 Pleasant View Rd, PO Box 620979, Middleton WI 53562 0979 USA • Tel +1 608 831 4116 • Fax +1 608 836 1736
London, UK • Unit 26-28, Victoria Industrial Estate, Victoria Road, London W3 6UU, UK • Tel +44 (0)20 8896 1000 • Fax +44 (0)20 8896 2000
Rome, IT • Via Ennio Quirino Visconti, 11, 00193 Rome, Italy • Tel +39 (06) 32 111 683 • Fax +39 (06) 32 656 990
Holzkirchen, DE • Ohmstrasse 3, 83607 Holzkirchen, Germany • Tel +49 (80 24) 47 00-0 • Fax +49 (80 24) 47 00-3 00
Hong Kong • Room 1801, 18/F, Tower 1 Phase 1, Enterprise Square, 9 Sheung Yuet Road, Kowloon Bay, Kowloon, Hong Kong • Tel +852 2799 1220 • Fax +852 2799 9325
Web • www.etcconnect.com • Copyright©2007 ETC. All Rights Reserved. All product information and specifications subject to change. 7153L1002 Rev. B Printed in USA 06/07
 Sensor® products protected by U.S. Patent Numbers 5,323,088, 5,352,958 and 6,002,563; European Number 0603333T2; German Number 69203609; US and International Patents.